

CLASSIFICATION OF FIRE RESISTANCE

FIRES-CR-113-24-AUPE

Linear joint seals made with use of Fire Guard MS 567 installed in wall

This is an electronic version of the classification report, which is equivalent to the printed version. The electronic version is always issued, the printed version is issued only at the request of the sponsor. The document does not contain visual signatures of the responsible persons. The validity of the document is conditional upon a valid certified digital seal. The original file containing this document can be downloaded from the secure cloud FIRES, s.r.o., after getting the link from the sponsor. Any information listed in this document is the property of the sponsor and shall not be used or published without written permission. This file may only be modified by the editor i.e. Testing laboratory FIRES, s.r.o. Sponsor is allowed to publish this document in parts only with written permission of the editor.

CLASSIFICATION OF FIRE RESISTANCE IN ACCORDANCE WITH EN 13501-2: 2023 with direct field of application FIRES-CR-113-24-AUPE

Name of the product: Linear joint seals made with use of Fire Guard MS 567 installed in wall

Sponsor: Dana Lim A/S
Københavnsvej 220
DK- 4600 Køge
Denmark

Prepared by: FIRES, s.r.o.
Notified Body No. 1396
Osloboditeľov 282
059 35 Batizovce
Slovak Republic

Task No.: PR-24-0082/09

Date of issue: 01. 07. 2024

Reports: 2
Copy No.: 2

Distribution list:

Copy No. 1 FIRES, s. r. o., Osloboditeľov 282, 059 35 Batizovce, Slovak Republic
Copy No. 2 Dana Lim A/S, Københavnsvej 220, DK- 4600 Køge, Denmark

This classification report may only be used or reproduced in its entirety.

This report includes accreditation mark SNAS with additional mark ILAC-MRA. SNAS is signatory of ILAC-MRA, Mutual recognition agreement (of accreditation), which is focused on promoting of international acceptance of accredited laboratory data and reducing technical barriers to trade, such as the retesting of products on markets of signatories. More information about ILAC-MRA is on www.ilac.org. Signatories of ILAC-MRA are e.g. SNAS (Slovakia), CAI (Czech Republic), PCA (Poland), DakS (Germany) or BMWA (Austria). Up to date list of ILAC-MRA signatories is on <http://ilac.org/ilac-mra-and-signatories/>. FIRES, s.r.o., Batizovce is full member of EGOLF also, more information www.egolf.org.uk. Classification reports with direct field of application issued by FIRES, s.r.o. are valid in United Arab Emirates based on list of laboratories approved by United Arab Emirates Ministry of Interior Civil Defence (up-to-date list is available on: www.dcd.gov.ae/eng/) and are valid in Qatar based on list of laboratories approved by Ministry of Interior General Directorate Civil Defence of Qatar (up-to-date list is available on: <https://fires.sk/wp-content/themes/fires/img/files/QATAR.pdf>).



1. INTRODUCTION

This classification report defines the resistance to fire classification assigned to element Linear joint seals made with use of Fire Guard MS 567 installed in wall in accordance with the procedures given in EN 13501-2: 2023.

2. DETAILS OF CLASSIFIED PRODUCT

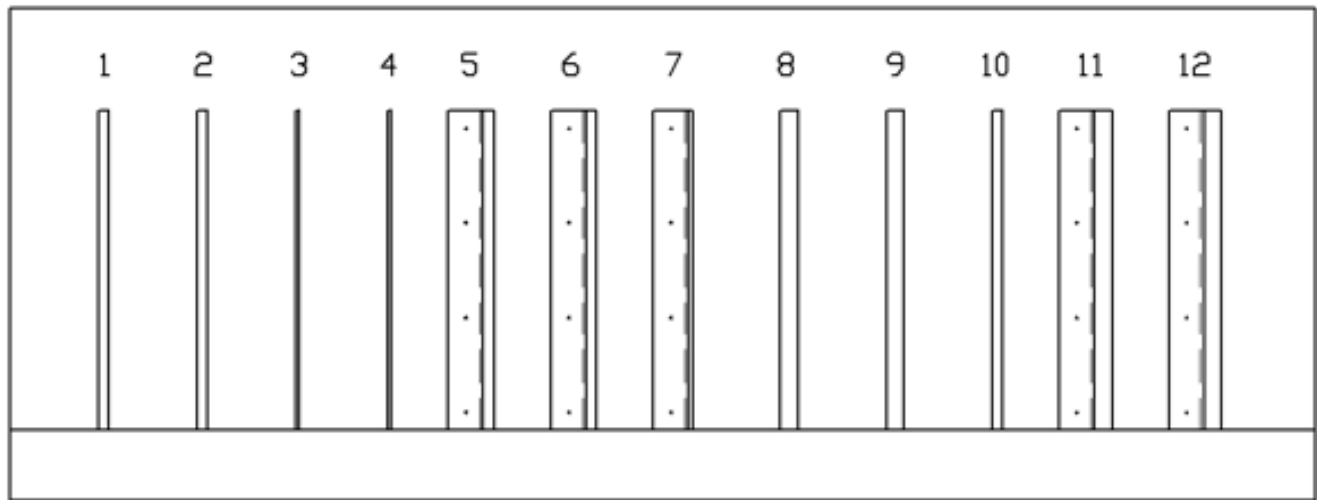
2.1 GENERAL

The element, Linear joint seals made with use of Fire Guard MS 567 installed in wall, is defined as a vertical and horizontal linear sealing system with the fire separating function positioned in joints, voids, gaps or other discontinuities within one or between two or more construction elements.

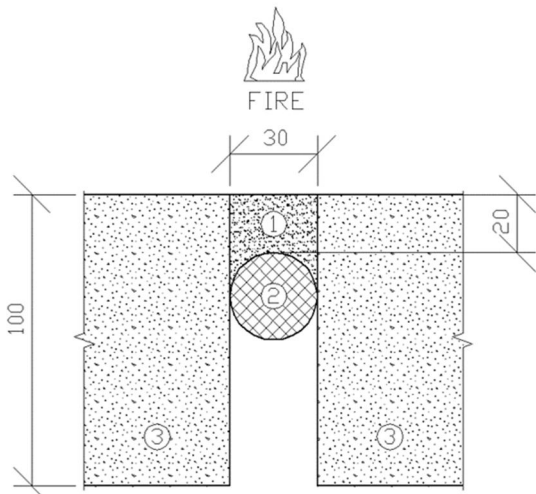
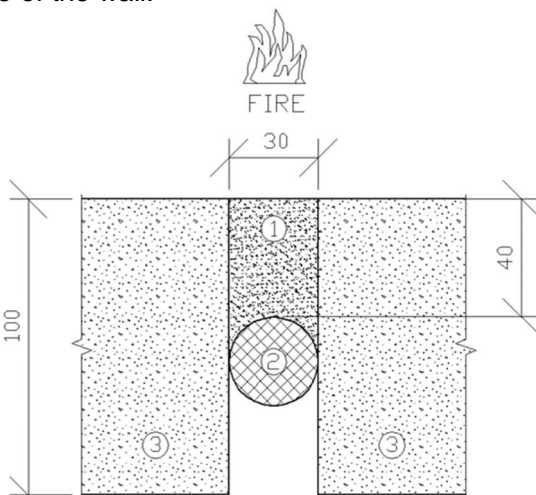
2.2 PRODUCT DESCRIPTION

The element, Linear joint seals made with use of Fire Guard MS 567 installed in wall are vertically oriented sealing system with a length of 900 mm, installed in standard low-density rigid wall construction with dimensions (4000 x 2300) mm (width x height). The thickness of the supporting construction for specimens is 100 mm.

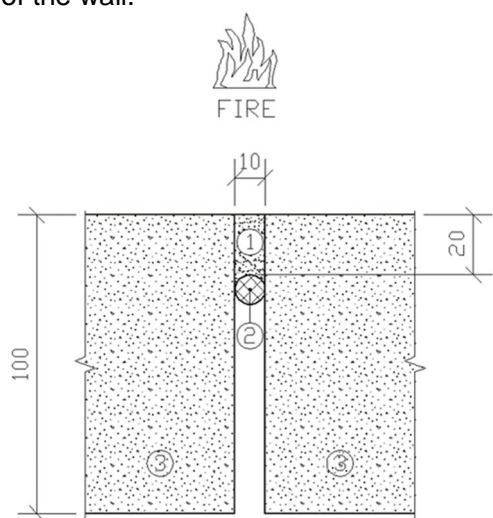
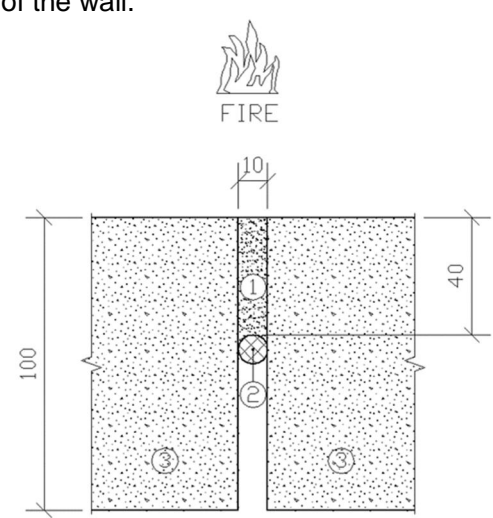
Figure 1 position of the test specimens in supporting construction from unexposed side:





Joint No.	Width of opening (joint width) [mm]	Depth ¹⁾ [mm]	Type of joint face ²⁾	Specification	Orientation
1	30	20	AC / AC	<p>One layer of permanently elastic SMP based joint sealant Fire Guard MS 567 applied on backing material formed by PU open-cell round cord Ø 40 mm with bulk density of $20 \pm 2 \text{ kg.m}^{-3}$ (reaction to fire Class F) from exposed side of the wall. Fire Guard MS 567 sealant in one line with exposed side of the wall.</p>  <p>1- Fire Guard MS 567 2- PU open cell round cord Ø 40 mm 3- Aerated concrete</p>	vertical
2	30	40	AC / AC	<p>One layer of permanently elastic SMP based joint sealant Fire Guard MS 567 applied on backing material formed by PU open-cell round cord Ø 40 mm with bulk density of $20 \pm 2 \text{ kg.m}^{-3}$ (reaction to fire Class F) from exposed side of the wall. Fire Guard MS 567 sealant in one line with exposed side of the wall.</p>  <p>1- Fire Guard MS 567 2- PU open cell round cord Ø 40 mm 3- Aerated concrete</p>	vertical

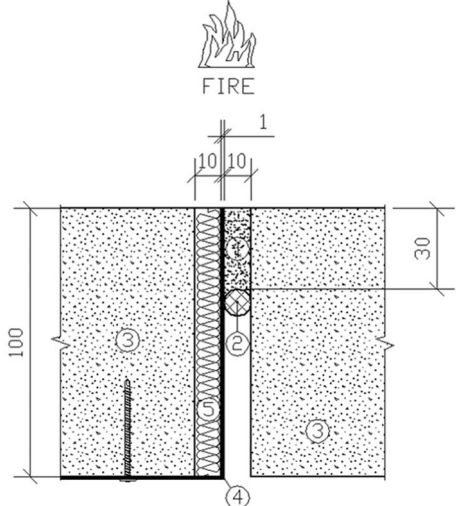
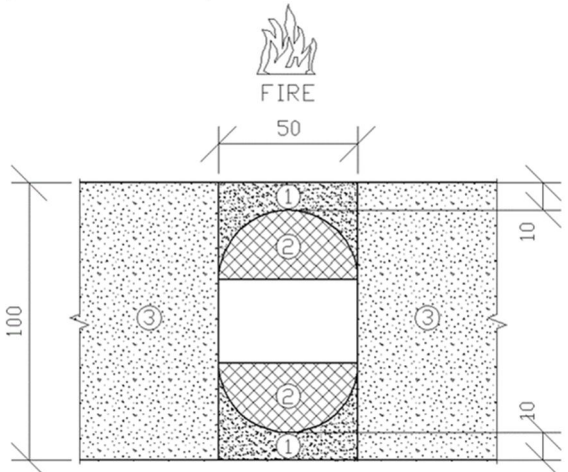


Joint No.	Width of opening (joint width) [mm]	Depth ¹⁾ [mm]	Type of joint face ²⁾	Specification	Orientation
3	10	20	AC / AC	<p>One layer of permanently elastic SMP based joint sealant Fire Guard MS 567 applied on backing material formed by PU open-cell round cord Ø 15 mm with bulk density of $20 \pm 2 \text{ kg.m}^{-3}$ (reaction to fire Class F) from exposed side of the wall. Fire Guard MS 567 sealant in one line with exposed side of the wall.</p>  <p>1- Fire Guard MS 567 2- PU open cell round cord Ø 15 mm 3- Aerated concrete</p>	vertical
4	10	40	AC / AC	<p>One layer of permanently elastic SMP based joint sealant Fire Guard MS 567 applied on backing material formed by PU open-cell round cord Ø 15 mm with bulk density of $20 \pm 2 \text{ kg.m}^{-3}$ (reaction to fire Class F) from exposed side of the wall. Fire Guard MS 567 sealant in one line with exposed side of the wall.</p>  <p>1- Fire Guard MS 567 2- PU open cell round cord Ø 15 mm 3- Aerated concrete</p>	vertical

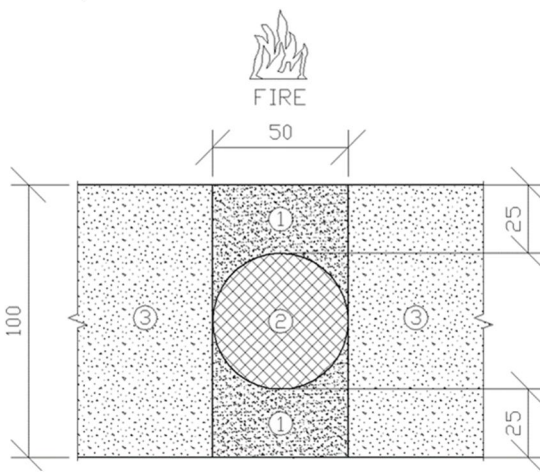
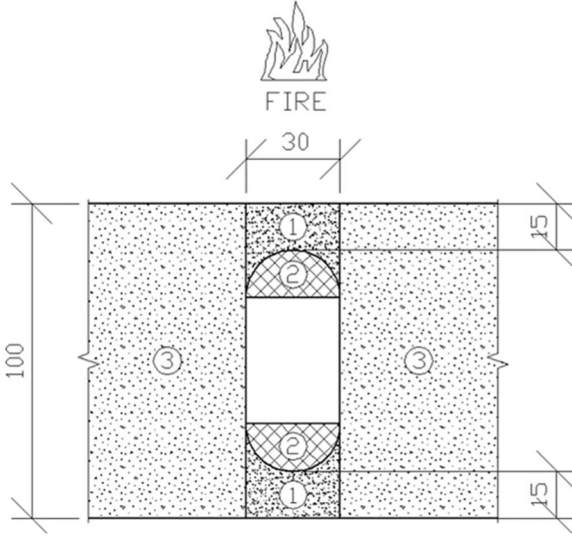


Joint No.	Width of opening (joint width) [mm]	Depth ¹⁾ [mm]	Type of joint face ²⁾	Specification	Orientation
5	30	30	AC / ST	<p>One layer of permanently elastic SMP based joint sealant Fire Guard MS 567 applied on backing material formed by PU open-cell round cord Ø 40 mm with bulk density of $20 \pm 2 \text{ kg.m}^{-3}$ (reaction to fire Class F) from exposed side of the wall. Fire Guard MS 567 sealant in one line with exposed side of the wall.</p> <p>1- Fire Guard MS 567 2- PU open cell round cord Ø 40 mm 3- Aerated concrete 4- Steel sheet 1,0 mm thick 5- Mineral wool 10 mm thick</p>	vertical
6	30	50	AC / ST	<p>One layer of permanently elastic SMP based joint sealant Fire Guard MS 567 applied on backing material formed by PU open-cell round cord Ø 40 mm with bulk density of $20 \pm 2 \text{ kg.m}^{-3}$ (reaction to fire Class F) from exposed side of the wall. Fire Guard MS 567 sealant in one line with exposed side of the wall.</p> <p>1- Fire Guard MS 567 2- PU open cell round cord Ø 40 mm 3- Aerated concrete 4- Steel sheet 1,0 mm thick 5- Mineral wool 10 mm thick</p>	vertical

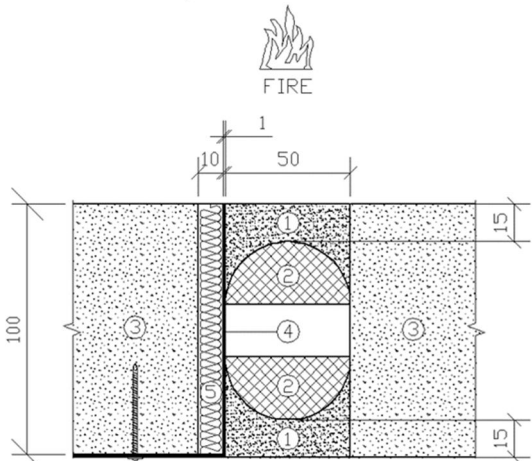
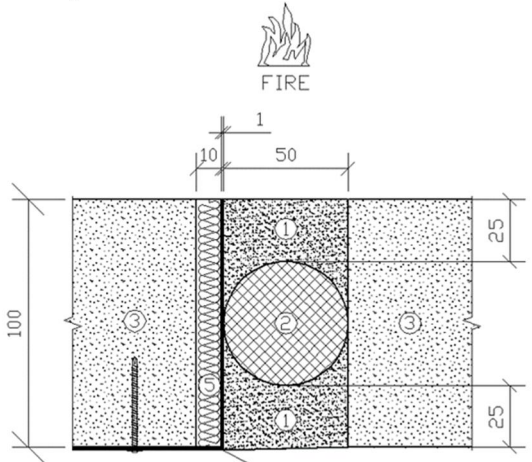


Joint No.	Width of opening (joint width) [mm]	Depth ¹⁾ [mm]	Type of joint face ²⁾	Specification	Orientation
7	10	30	AC / ST	<p>One layer of permanently elastic SMP based joint sealant Fire Guard MS 567 applied on backing material formed by PU open-cell round cord Ø 15 mm with bulk density of $20 \pm 2 \text{ kg.m}^{-3}$ (reaction to fire Class F) from exposed side of the wall. Fire Guard MS 567 sealant in one line with exposed side of the wall.</p>  <p>1- Fire Guard MS 567 2- PU open cell round cord Ø 15 mm 3- Aerated concrete 4- Steel sheet 1,0 mm thick 5- Mineral wool 10 mm thick</p>	vertical
8	50	10	AC / AC	<p>Two layers of permanently elastic SMP based joint sealant Fire Guard MS 567 applied on backing material formed by 2 pcs of PU open-cell round cords $\frac{1}{2}$ Ø 55 mm with bulk density $20 \pm 2 \text{ kg.m}^{-3}$ (reaction to fire Class F) from both sides of the wall. Fire Guard MS 567 sealant in one line with exposed and unexposed side of the wall.</p>  <p>1- Fire Guard MS 567 2- PU open cell round cord 2 x $\frac{1}{2}$ Ø 55 mm 3- Aerated concrete</p>	vertical



Joint No.	Width of opening (joint width) [mm]	Depth ¹⁾ [mm]	Type of joint face ²⁾	Specification	Orientation
9	50	25	AC / AC	<p>Two layers of permanently elastic SMP based joint sealant Fire Guard MS 567 applied on backing material formed by PU open-cell round cords Ø 55 mm with bulk density of $20 \pm 2 \text{ kg.m}^{-3}$ (reaction to fire Class F) from both sides of the wall. Fire Guard MS 567 sealant in one line with exposed and unexposed side of the wall.</p>  <p>1- Fire Guard MS 567 2- PU open cell round cord Ø 55 mm 3- Aerated concrete</p>	vertical
10	30	15	AC / AC	<p>Two layers of permanently elastic SMP based joint sealant Fire Guard MS 567 applied on backing material formed by 2 pcs of PU open-cell round cords $\frac{1}{2}$ Ø 40 mm with bulk density $20 \pm 2 \text{ kg.m}^{-3}$ (reaction to fire Class F) from both sides of the wall. Fire Guard MS 567 sealant in one line with exposed and unexposed side of the wall.</p>  <p>1- Fire Guard MS 567 2- PU open cell round cord $2 \times \frac{1}{2}$ Ø 40 m 3- Aerated concrete</p>	vertical



Joint No.	Width of opening (joint width) [mm]	Depth ¹⁾ [mm]	Type of joint face ²⁾	Specification	Orientation
11	50	15	AC / ST	<p>Two layers of permanently elastic SMP based joint sealant Fire Guard MS 567 applied on backing material formed by 2 pcs of PU open-cell round cords $\frac{1}{2}$ Ø 55 mm with bulk density $20 \pm 2 \text{ kg.m}^{-3}$ (reaction to fire Class F) from both sides of the wall. Fire Guard MS 567 sealant in one line with exposed and unexposed side of the wall.</p>  <p>1- Fire Guard MS 567 2- PU open cell round cord $2 \times \frac{1}{2}$ Ø 55 mm 3- Aerated concrete 4- Steel sheet 1,0 mm thick 5- Mineral wool 10 mm thick</p>	vertical
12	50	25	AC / ST	<p>Two layers of permanently elastic SMP based joint sealant Fire Guard MS 567 applied on backing material formed by PU open-cell round cords Ø 55 mm with bulk density of $20 \pm 2 \text{ kg.m}^{-3}$ (reaction to fire Class F) from both sides of the wall. Fire Guard MS 567 sealant in one line with exposed and unexposed side of the wall.</p>  <p>1- Fire Guard MS 567 2- PU open cell round cord Ø 55 mm 3- Aerated concrete 4- Steel sheet 1,0 mm thick 5- Mineral wool 10 mm thick</p>	vertical



- 1) Joint seal depth stated without backing material acc. to EN 1366-4 cl. 7.2.6 (reaction to fire of backing materials - Class F);
- 2) AC – aerated concrete;
 ST – standard configuration with the steel angle thickness of 1,0 mm on one joint face combined with mineral wool, type STEPLOCK ND (manufacturer: Rockwool), with dimensions (10 x 100) mm (width x height) and bulk density of 130 kg.m⁻³ (stated by mineral wool manufacturer).

More detailed information is shown in the drawings which form an integral part of test report [1].

2.2.1 DESCRIPTION AND PROPERTIES OF LINEAR JOINT SEALS COMPONENTS

The characteristics of seal material:

Elastic SMP based joint seal, type Fire Guard MS 567

- is a flame-retardant made of silane modified polymer
- free foamed density (dry): (1,47 ±0,05) g.cm⁻³
- applied with gun
- temperature resistance after curing: - 40 °C to + 90 °C
- application temperature: + 5 °C to + 40 °C
- reaction to fire: Class E

PU round cords

- grey polyurethane foam round cords with open cells
- bulk density declared by manufacturer: (20,0 ±2) kg.m⁻³
- range of thicknesses: (15 – 55) mm
- reaction to fire: Class F

2.3 PRODUCT INSTALLATION

The test specimens are installed in standard rigid supporting construction made by aerated concrete blocks 100 mm thick with bulk density in according to EN 1363-1: 650 kg.m⁻³ ±200 kg.m⁻³ (the manufacturer's stated value in the dried steady-state is 450 kg.m⁻³).

The specimens No. 5, 6, 7, 11, 12 simulated steel joint face – standard configuration with steel angles on one joint face with thickness of 1,0 mm combined with mineral wool, type STEPLOCK ND (manufacturer: Rockwool), with dimensions (10 x 100) mm (width x height) and bulk density of 130 kg.m⁻³ (stated by mineral wool manufacturer).

3. TEST REPORTS IN SUPPORT OF CLASSIFICATION

3.1 TEST REPORTS

No.	Name of laboratory	Test report No.	Date of the test	Test method	Type of the test
[1]	FIRES, s.r.o., Batizovce, SR	FIRES-FR-316-22-AUNE	21. 11. 2022	EN 1366-4: 2021	A

Type of the test:

- A – accredited,
- N – non-accredited

[1] Test specimens were conditioned according to EN 1363-1 before the fire resistance test



3.2 TEST SPECIMENS

Test report No.	Samples information	Conditioning	Pre-fire tests
[1]	<p>FIRES, s.r.o., Certification Body for Products carried out sampling of individual component Fire Guard MS 567 (black). Sampling data are recorded in Sampling report No. FIRES-SR-066-22.</p> <p>and</p> <p>FIRES, s.r.o., Certification Body for Product carried out sampling of test specimens. Sampling data are recorded in Sampling report No. FIRES-SR-067-22.</p>	<p>The specimens were stored in the hall of testing laboratory and conditioned according to EN 1363-1 under following climatic conditions:</p> <p>Ambient air temperature: 18,7°C, st. deviation 1,0°C</p> <p>Relative air humidity: 52,6%, st. deviation 5,4%</p>	-

3.3 TEST RESULTS

No./ Test method	Parameter		Results
[1] Linear joint No. 1 / EN 1366-4: 2021	supporting construction		standard rigid supporting construction made of aerated concrete blocks, 100 mm thick with bulk density 650 kg.m ⁻³ ±200 kg.m ⁻³ ; straight joint, 900 mm long
	temperature curve		standard temperature time curve
	integrity	cotton pad	31 minutes
		sustained flaming	31 minutes
	thermal insulation	I	31 minutes ⁴⁾
	Induced movement		NO
type of joint face ³⁾		AC - AC	
[1] Linear joint No. 2 / EN 1366-4: 2021	supporting construction		standard rigid supporting construction made of aerated concrete blocks, 100 mm thick with bulk density 650 kg.m ⁻³ ±200 kg.m ⁻³ ; straight joint, 900 mm long
	temperature curve		standard temperature time curve
	integrity	cotton pad	127 minutes no failure
		sustained flaming	127 minutes no failure
	thermal insulation	I	108 minutes
	Induced movement		NO
type of joint face ³⁾		AC - AC	
[1] Linear joint No. 3 / EN 1366-4: 2021	supporting construction		standard rigid supporting construction made of aerated concrete blocks, 100 mm thick with bulk density 650 kg.m ⁻³ ±200 kg.m ⁻³ ; straight joint, 900 mm long
	temperature curve		standard temperature time curve
	integrity	cotton pad	127 minutes no failure
		sustained flaming	127 minutes no failure
	thermal insulation	I	50 minutes
	Induced movement		NO
type of joint face ³⁾		AC - AC	



No./ Test method	Parameter		Results
[1] Linear joint No. 4 / EN 1366-4: 2021	supporting construction		standard rigid supporting construction made of aerated concrete blocks, 100 mm thick with bulk density $650 \text{ kg.m}^{-3} \pm 200 \text{ kg.m}^{-3}$; straight joint, 900 mm long
	temperature curve		standard temperature time curve
	integrity	cotton pad	127 minutes no failure
		sustained flaming	127 minutes no failure
	thermal insulation	I	96 minutes
	Induced movement		NO
	type of joint face ³⁾		AC - AC
[1] Linear joint No. 5 / EN 1366-4: 2021	supporting construction		standard rigid supporting construction made of aerated concrete blocks, 100 mm thick with bulk density $650 \text{ kg.m}^{-3} \pm 200 \text{ kg.m}^{-3}$; straight joint, 900 mm long
	temperature curve		standard temperature time curve
	integrity	cotton pad	54 minutes
		sustained flaming	54 minutes
	thermal insulation	I	54 minutes ⁴⁾
	Induced movement		NO
	type of joint face ³⁾		AC - ST
[1] Linear joint No. 6 / EN 1366-4: 2021	supporting construction		standard rigid supporting construction made of aerated concrete blocks, 100 mm thick with bulk density $650 \text{ kg.m}^{-3} \pm 200 \text{ kg.m}^{-3}$; straight joint, 900 mm long
	temperature curve		standard temperature time curve
	integrity	cotton pad	94 minutes
		sustained flaming	94 minutes
	thermal insulation	I	91 minutes
	Induced movement		NO
	type of joint face ³⁾		AC - ST
[1] Linear joint No. 7 / EN 1366-4: 2021	supporting construction		standard rigid supporting construction made of aerated concrete blocks, 100 mm thick with bulk density $650 \text{ kg.m}^{-3} \pm 200 \text{ kg.m}^{-3}$; straight joint, 900 mm long
	temperature curve		standard temperature time curve
	integrity	cotton pad	127 minutes no failure
		sustained flaming	127 minutes no failure
	thermal insulation	I	30 minutes
	Induced movement		NO
	type of joint face ³⁾		AC - ST
[1] Linear joint No. 8 / EN 1366-4: 2021	supporting construction		standard rigid supporting construction made of aerated concrete blocks, 100 mm thick with bulk density $650 \text{ kg.m}^{-3} \pm 200 \text{ kg.m}^{-3}$; straight joint, 900 mm long
	temperature curve		standard temperature time curve
	integrity	cotton pad	69 minutes
		sustained flaming	69 minutes
	thermal insulation	I	69 minutes ⁴⁾
	Induced movement		NO
	type of joint face ³⁾		AC - AC



No./ Test method	Parameter		Results
[1] Linear joint No. 9 / EN 1366-4: 2021	supporting construction		standard rigid supporting construction made of aerated concrete blocks, 100 mm thick with bulk density $650 \text{ kg.m}^{-3} \pm 200 \text{ kg.m}^{-3}$; straight joint, 900 mm long
	temperature curve		standard temperature time curve
	integrity	cotton pad	127 minutes no failure
		sustained flaming	127 minutes no failure
	thermal insulation	I	127 minutes no failure
	Induced movement		NO
	type of joint face ³⁾		AC - AC
[1] Linear joint No. 10 / EN 1366-4: 2021	supporting construction		standard rigid supporting construction made of aerated concrete blocks, 100 mm thick with bulk density $650 \text{ kg.m}^{-3} \pm 200 \text{ kg.m}^{-3}$; straight joint, 900 mm long
	temperature curve		standard temperature time curve
	integrity	cotton pad	110 minutes
		sustained flaming	110 minutes
	thermal insulation	I	107 minutes
	Induced movement		NO
	type of joint face ³⁾		AC - AC
[1] Linear joint No. 11 / EN 1366-4: 2021	supporting construction		standard rigid supporting construction made of aerated concrete blocks, 100 mm thick with bulk density $650 \text{ kg.m}^{-3} \pm 200 \text{ kg.m}^{-3}$; straight joint, 900 mm long
	temperature curve		standard temperature time curve
	integrity	cotton pad	59 minutes
		sustained flaming	59 minutes
	thermal insulation	I	59 minutes
	Induced movement		NO
	type of joint face ³⁾		AC - ST
[1] Linear joint No. 12 / EN 1366-4: 2021	supporting construction		standard rigid supporting construction made of aerated concrete blocks, 100 mm thick with bulk density $650 \text{ kg.m}^{-3} \pm 200 \text{ kg.m}^{-3}$; straight joint, 900 mm long
	temperature curve		standard temperature time curve
	integrity	cotton pad	85 minutes
		sustained flaming	85 minutes
	thermal insulation	I	80 minutes
	Induced movement		NO
	type of joint face ³⁾		AC - ST

3) Note: AC – aerated concrete;

ST – standard configuration with the steel angle thickness of 1,0 mm on one joint face combined with mineral wool.

4) Note: The performance criteria of insulation are automatically assumed not to be satisfied when the criterion of integrity ceases to be satisfied (acc. to clause 11.4.2 of EN 1363-1).

[1] The test was terminated after period of 128th minute of test.



4. CLASSIFICATION AND FIELD OF APPLICATION

4.1 REFERENCE OF CLASSIFICATION

This classification has been carried out in accordance with clause 7.5.8 of EN 13501-2: 2023.

4.2 CLASSIFICATION

The element, Linear joint seals made with use of Fire Guard MS 567 installed in wall, is classified according to the following combinations of performance parameters and classes as appropriate.

Joint No.	Width of opening (joint width) [mm]	Depth [mm]	Type of joint face	Element	Classification
1	30	20	AC / AC	One layer of permanently elastic SMP based joint sealant Fire Guard MS 567 applied on backing material formed by PU open-cell round cord Ø 40 mm with bulk density of $20 \pm 2 \text{ kg.m}^{-3}$ (reaction to fire Class F) from exposed side of the wall. Fire Guard MS 567 sealant in one line with exposed side of the wall.	EI 30-V-X-B-W 00 to W 30
2	30	40	AC / AC	One layer of permanently elastic SMP based joint sealant Fire Guard MS 567 applied on backing material formed by PU open-cell round cord Ø 40 mm with bulk density of $20 \pm 2 \text{ kg.m}^{-3}$ (reaction to fire Class F) from exposed side of the wall. Fire Guard MS 567 sealant in one line with exposed side of the wall.	E 120-V-X-B-W 00 to W 30 EI 90-V-X-B-W 00 to W 30
3	10	20	AC / AC	One layer of permanently elastic SMP based joint sealant Fire Guard MS 567 applied on backing material formed by PU open-cell round cord Ø 15 mm with bulk density of $20 \pm 2 \text{ kg.m}^{-3}$ (reaction to fire Class F) from exposed side of the wall. Fire Guard MS 567 sealant in one line with exposed side of the wall.	E 120-V-X-B-W 00 to W 10 EI 45-V-X-B-W 00 to W 10



Joint No.	Width of opening (joint width) [mm]	Depth [mm]	Type of joint face	Element	Classification
4	10	40	AC / AC	One layer of permanently elastic SMP based joint sealant Fire Guard MS 567 applied on backing material formed by PU open-cell round cord Ø 15 mm with bulk density of $20 \pm 2 \text{ kg.m}^{-3}$ (reaction to fire Class F) from exposed side of the wall. Fire Guard MS 567 sealant in one line with exposed side of the wall.	E 120-V-X-B-W 00 to W 10 EI 90-V-X-B-W 00 to W 10
5	30	30	AC / ST	One layer of permanently elastic SMP based joint sealant Fire Guard MS 567 applied on backing material formed by PU open-cell round cord Ø 40 mm with bulk density of $20 \pm 2 \text{ kg.m}^{-3}$ (reaction to fire Class F) from exposed side of the wall. Fire Guard MS 567 sealant in one line with exposed side of the wall.	EI 45-V-X-B-W 00 to W 30
6	30	50	AC / ST	One layer of permanently elastic SMP based joint sealant Fire Guard MS 567 applied on backing material formed by PU open-cell round cord Ø 40 mm with bulk density of $20 \pm 2 \text{ kg.m}^{-3}$ (reaction to fire Class F) from exposed side of the wall. Fire Guard MS 567 sealant in one line with exposed side of the wall.	EI 90-V-X-B-W 00 to W 30
7	10	30	AC / ST	One layer of permanently elastic SMP based joint sealant Fire Guard MS 567 applied on backing material formed by PU open-cell round cord Ø 15 mm with bulk density of $20 \pm 2 \text{ kg.m}^{-3}$ (reaction to fire Class F) from exposed side of the wall. Fire Guard MS 567 sealant in one line with exposed side of the wall.	E 120-V-X-B-W 00 to W 30 EI 30-V-X-B-W 00 to W 30



Joint No.	Width of opening (joint width) [mm]	Depth [mm]	Type of joint face	Element	Classification
8	50	10	AC / AC	Two layers of permanently elastic SMP based joint sealant Fire Guard MS 567 applied on backing material formed by 2 pcs of PU open-cell round cords $\frac{1}{2}$ Ø 55 mm with bulk density $20 \pm 2 \text{ kg.m}^{-3}$ (reaction to fire Class F) from both sides of the wall. Fire Guard MS 567 sealant in one line with exposed and unexposed side of the wall.	EI 60-V-X-B-W 00 to W 50
9	50	25	AC / AC	Two layers of permanently elastic SMP based joint sealant Fire Guard MS 567 applied on backing material formed by PU open-cell round cords Ø 55 mm with bulk density of $20 \pm 2 \text{ kg.m}^{-3}$ (reaction to fire Class F) from both sides of the wall. Fire Guard MS 567 sealant in one line with exposed and unexposed side of the wall.	EI 120-V-X-B-W 00 to W 50
10	30	15	AC / AC	Two layers of permanently elastic SMP based joint sealant Fire Guard MS 567 applied on backing material formed by 2 pcs of PU open-cell round cords $\frac{1}{2}$ Ø 40 mm with bulk density $20 \pm 2 \text{ kg.m}^{-3}$ (reaction to fire Class F) from both sides of the wall. Fire Guard MS 567 sealant in one line with exposed and unexposed side of the wall.	EI 90-V-X-B-W 00 to W 30
11	50	15	AC / ST	Two layers of permanently elastic SMP based joint sealant Fire Guard MS 567 applied on backing material formed by 2 pcs of PU open-cell round cords $\frac{1}{2}$ Ø 55 mm with bulk density $20 \pm 2 \text{ kg.m}^{-3}$ (reaction to fire Class F) from both sides of the wall. Fire Guard MS 567 sealant in one line with exposed and unexposed side of the wall.	EI 45-V-X-B-W 00 to W 50



Joint No.	Width of opening (joint width) [mm]	Depth [mm]	Type of joint face	Element	Classification
12	50	25	AC / ST	Two layers of permanently elastic SMP based joint sealant Fire Guard MS 567 applied on backing material formed by PU open-cell round cords Ø 55 mm with bulk density of $20 \pm 2 \text{ kg.m}^{-3}$ (reaction to fire Class F) from both sides of the wall. Fire Guard MS 567 sealant in one line with exposed and unexposed side of the wall.	EI 60-V-X-B-W 00 to W 50

4.3 FIELD OF APPLICATION

This classification is valid according to EN 1366-4: 2021 for the following end use applications:

Construction	Construction of linear joint shall not be changed as tested; Depth of linear seal may be increased;
Orientation of linear joint seal	Vertically oriented linear joint in vertical wall (see clause 2.2);
Supporting construction	The results are valid for aerated concrete, concrete, blockwork and masonry separating elements (wall) of a minimal thickness of 100 mm and density equal to or greater than $650 \text{ kg.m}^{-3} \pm 200 \text{ kg.m}^{-3}$; The results of linear joint seals No. 5, 6, 7, 11, 12 are valid for steel angle standard supporting construction on one joint face apply to separating elements made of aerated concrete, concrete, blockwork and masonry faced on one side with steel of a thickness equal to or greater than 1,0 mm (see clause 2.2);
Seal position	The results of linear joint seals No. 1 to No. 7 are valid for positions as is written in clause 2.2 (joint seal at bottom of joint) and also for joint seal at top of joint and joint seal centred in joint (position 3 and 5 of Figure 17 of standard 1366-4); The results of linear joint seals No. 8 to No. 12 are valid only for positions as is written in clause 2.2;



5. LIMITATIONS

This classification document does not represent type approval or certification of the product.

The classification is valid provided that the product, field of application and standards and regulations are not changed.

Approved by:

Ing. Marek Gorlický
Head of the Testing Laboratory

Prepared by:

Bc. Matúš Korenko
Technician of the Testing Laboratory

